


Cover credit: Family pedigree and MRI scans of an individual with severe developmental delay showing reduced cerebral volume. See Elpidorou *et al*, page 335.




Adopted as the official Journal of the Canadian College of Medical Geneticists

Contents


Complex traits

- 289** Emerging roles of rare and low-frequency genetic variants in type 1 diabetes mellitus
 **OPEN ACCESS**
H Pang, Y Xia, S Luo, G Huang, X Li, Z Xie, Z Zhou

Position statement

- 297** Combining evidence for and against pathogenicity for variants in cancer susceptibility genes: CanVIG-UK consensus recommendations
 **OPEN ACCESS**
A Garrett, M Durkie, A Callaway, G J Burghel, R Robinson, J Drummond, B Torr, C Cubuk, I R Berry, A J Wallace, S Ellard, D M Eccles, M Tischkowitz, H Hanson, C Turnbull, CanVIG-UK


Cancer genetics

- 305** Population-based targeted sequencing of 54 candidate genes identifies *PALB2* as a susceptibility gene for high-grade serous ovarian cancer
 **OPEN ACCESS**
H Song, E M Dicks, J Tyrer, M Intermaggio, G Chenevix-Trench, D D Bowtell, N Traficante, AOCS Group, J Brenton, T Goranova, K Hosking, A Piskorz, E van Oudenhove, J Doherty, H R Harris, M A Rossing, M Duerst, T Dork, N V Bogdanova, F Modugno, K Moysich, K Odunsi, R Ness, B Y Karlan, J Lester, A Jensen, S Krüger Kjaer, E Høgdaal, I G Campbell, C Lázaro, M A Pujara, J Cunningham, R Vierkant, S J Winham, M Hildebrandt, C Huff, D Li, X Wu, Y Yu, J B Permuth, D A Levine, J M Schildkraut, M J Riggan, A Berchuck, P M Webb, OPAL S Group, C Cybulski, J Gronwald, A Jakubowska, J Lubinski, J Alsop, P Harrington, I Chan, U Menon, C L Pearce, A H Wu, A de Fazio, C J Kennedy, E Goode, S Ramus, S Gayther, P Pharoah

Neurogenetics

- 314** *NUBPL* mitochondrial disease: new patients and review of the genetic and clinical spectrum
V Kimonis, R al Dubaisi, A E Maclean, K Hall, L Weiss, A E Stover, P H Schwartz, B Berg, C Cheng, S Parikh, B R Conner, S Wu, A N Hasso, D A Scott, M K Koenig, R Karam, S Tang, M Smith, E Chao, J Balke, E Hatchwell, P S Eis

Genotype-phenotype correlations

- 326** Clinical spectrum and genetic variations of *LMNA*-related muscular dystrophies in a large cohort of Chinese patients
 **OPEN ACCESS**
Y Fan, D Tan, D Song, X Zhang, X Chang, Z Wang, C Zhang, S H-S Chan, Q Wu, L Wu, S Wang, H Yan, L Ge, H Yang, B Mao, C Bönnemann, J Liu, S Wang, Y Yuan, X Wu, H Zhang, H Xiong

- 334** Novel loss-of-function mutation in *HERC2* is associated with severe developmental delay and paediatric lethality
 **OPEN ACCESS**
M Elpidorou, S Best, J A Poulter, V Harill, E Hobson, E Sheridan, C A Johnson

Therapeutics

- 342** Treatment switch in Fabry disease- a matter of dose?
M Lenders, P Nordbeck, S Canaan-Kühl, L Kreul, T Duning, L Lorenz, C Pogoda, S-M Brand, C Wanner, E Brand

Developmental defects

- 351** Novel form of rhizomelic skeletal dysplasia associated with a homozygous variant in *GNPNAT1*
N U Ain, M Baroncelli, A Costantini, T Ishaq, F Taylan, O Nilsson, O Mäkitie, S Naz



EDITOR'S CHOICE

This article has been chosen by the Editor to be of special interest or importance and is freely available online.



OPEN ACCESS

This article has been made freely available online under the BMJ Journals open access scheme. See <http://authors.bmj.com/open-access/>



This journal is a member of and subscribes to the principles of the Committee on Publication Ethics <http://publicationethics.org/>
Member since 2008
JMG0012



When you have finished with this please recycle it

MCQs The online version of this article contains multiple choice questions hosted on BMJ Learning.