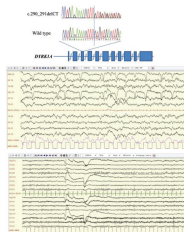


December 2012 Volume 49 Issue 12

**JMG**  
Journal of Medical Genetics



BMJ Journals

jmg.bmj.com

Cover credit: Electroencephalographic phenotype of the intellectual disability syndrome due to DYRK1A mutations, from Courcet *et al.*, see page 731.

## Contents

### New loci

- 727** Exome sequencing identified a missense mutation of *EPS8L3* in Marie Unna hereditary hypotrichosis *X Zhang, B-R Guo, L-Q Cai, T Jiang, L-D Sun, Y Cui, J-C Hu, J Zhu, G Chen, X-F Tang, G-Q Sun, H-Y Tang, Y Liu, M Li, Q-B Li, H Cheng, M Gao, P Li, X Yang, X-B Zuo, X-D Zheng, P-G Wang, J Wang, J Wang, J-J Liu, S Yang, Y-R Li, X-J Zhang*

### Developmental defects

- 731** The *DYRK1A* gene is a cause of syndromic intellectual disability with severe microcephaly and epilepsy *J-B Courcet, L Faivre, P Malzac, A Masurel-Paulet, E Lopez, P Callier, L Lambert, M Lemesle, J Thevenon, N Gigot, L Duplomb, C Ragon, N Marle, A-L Mosca-Boiron, F Huet, C Philippe, A Moncla, C Thauvin-Robinet*
- 737** *EFTUD2* haploinsufficiency leads to syndromic oesophageal atresia *C T Gordon, F Petit, M Oufadem, C Decaestecker, A-S Jourdain, J Andrieux, V Malan, J-L Alessandri, G Baujat, C Baumann, O Boute-Benejean, R Caumes, B Delobel, K Dieterich, D Gaillard, M Gonzales, D Lacombe, F Escande, S Manouvrier-Hanu, S Marlin, M Mathieu-Dramard, S G. Mehta, I Simonic, A Munnich, M Vekeemans, N Porchet, L de Pontual, S Sarnacki, T Attie-Bitach, S Lyonnet, M Holder-Espinasse, J Amiel*

### Genome-wide studies

- 747** Comprehensive genomic analyses associate *UGT8* variants with musical ability in a Mongolian population *H Park, S Lee, H-J Kim, Y S Ju, J-Y Shin, D Hong, M von Grothuss, D-S Lee, C Park, J H Kim, B Kim, Y J Yoo, S-I Cho, J Sung, C Lee, J-I Kim, J-S Seo*



OPEN ACCESS

## December 2012 Volume 49 Issue 12

### Methods

- 753** SNVerGUI: a desktop tool for variant analysis of next-generation sequencing data *W Wang, W Hu, F Hou, P Hu, Z Wei*
- 756** High-throughput mutation analysis in patients with a nephronophthisis-associated ciliopathy applying multiplexed barcoded array-based PCR amplification and next-generation sequencing *J Halbritter, K Diaz, M Chaki, J D Porath, B Tarrier, C Fu, J L Innis, S J Allen, R H Lyons, C J Stefanidis, H Omran, N A Soliman, E A Otto*

### Review


- 768** Risk of malignant paraganglioma in SDHB-mutation and SDHD-mutation carriers: a systematic review and meta-analysis *L T van Hulsteijn, O M Dekkers, F J Hes, J W A Smit, E P M Corssmit*


### Genotype-phenotype correlations

- 777** A homozygous mutation of *C12orf65* causes spastic paraplegia with optic atrophy and neuropathy (SPG55) *H Shimazaki, Y Takiyama, H Ishiura, C Sakai, Y Matsushima, H Hatakeyama, J Honda, K Sakoe, T Naoi, M Namekawa, Y Fukuda, Y Takahashi, J Goto, S Tsuji, Yu-ichi Goto, I Nakano, and Japan Spastic Paraplegia Research Consortium (JASPAC)*

### Miscellaneous

- 784** Corrections

 This article has been chosen by the Editor to be of special interest or importance and is freely available online.

 This article has been made freely available online under the BMJ Journals Open Access scheme. See <http://jmg.bmj.com/site/about/guidelines.xhtml#open>

**C O P E** COMMITTEE ON PUBLICATION ETHICS

This journal is a member of and subscribes to the principles of the Committee on Publication Ethics  
[www.publicationethics.org.uk](http://www.publicationethics.org.uk)

 equator network

 recycle  
When you have finished with this please recycle it